



LINKIN mid-long throw hidden linear jet nozzles

The **LINKIN** mid-long throw hidden linear jet nozzles have been designed to combine aesthetical aspects and technical benefits in HVAC systems.

- False ceiling or wall mounting, hiding the frame with mastic, leaving visible only the slot.
- Immovable deflector. It doesn't allow orientation.
- Allows the formation of continuous lines by joining diffuser sections.
- Suitable for both supply and return.
- Suitable for heights from 2.6 to 4 meters and with a temperature differential of up to 12° C.

Product advantages:

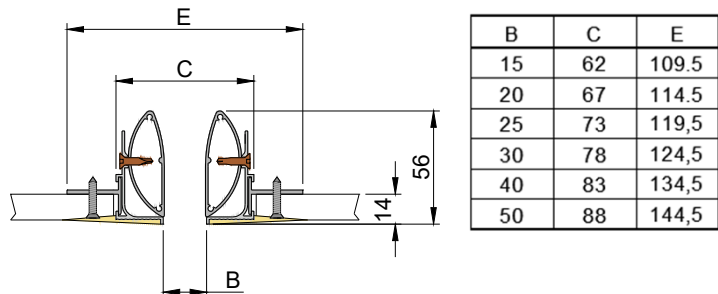
- Perfect integration. Only slot visible.
- Uniform and aesthetic installation.
- Unique facilities.



- Residences, shops and offices
- Malls
- Sports halls



LINKIN



CLASSIFICATION

LINKIN Mid-long throw hidden linear jet-nozzle.

MATERIAL

Jet-nozzles made of aluminum. Axes and fastening elements made in steel.

ACCESSORIES

PLIN/L/ Plenum box with lateral connection riveted to the jet-nozzle. It incorporates supports for wall and ceiling suspension. Made in galvanised steel.

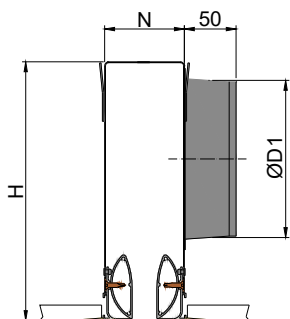
.../S/ Plenum box with upper elliptical connection.

...-R Air flow damper in the spigot (only available for lateral connection)

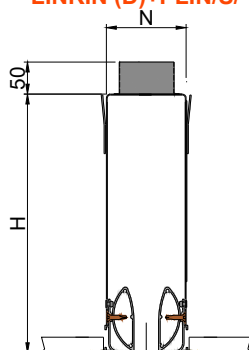
.../AIS/ Thermally insulated plenum box with foam. Density 30 kg/m³ ISO 845. Thermal conductivity 20° C_0,040 W/m° K ISO 3386/1. Fire reaction classification B-s2,d0 EN 13501-1.

PLU Set union pieces to create lines >1 m.

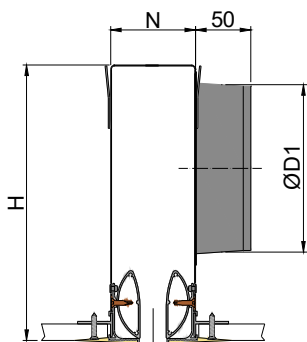
LINKIN (D)+PLIN/L/



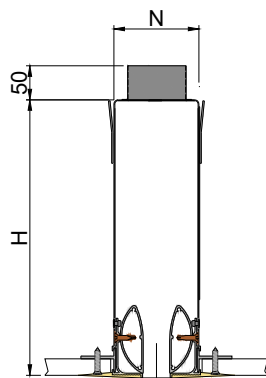
LINKIN (D)+PLIN/S/



LINKIN (L)+PLIN/L/



LINKIN (L)+PLIN/S/



FIXING

(D) Brackets to hang from the ceiling.

(L) Brackets to false ceiling mounting.

FINISHES

R9016S Painted white RAL 9016 (60-70% gloss)

R9010S Painted white RAL 9010 (60-70% gloss)

R9005M Painted black RAL 9005 (20-30% gloss)

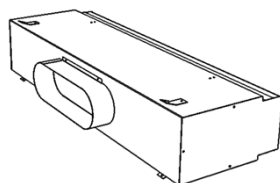
RAL... Painted other RAL.

PRESCRIPTION


Supply and mounting of medium-long throw hidden linear nozzle **LINKIN+PLIN/L/-R R9016S 20x2000** made of aluminum and white lacquered finish RAL 9010 (60-70% gloss) or another to be defined, with lateral circular connection plenum with flow damper in the spigot and elements necessary for assembly. **Brand MADEL.**

Modelo:	L ≤ 1000		
	D1	H	N
LINKIN15	1 / 158	256	57.4
LINKIN20	1 / 158	256	62.4
LINKIN25	1 / 158	256	67.4
LINKIN30	1 / 198	296	72.4
LINKIN40	1 / 198	296	77.4
LINKIN50	1 / 198	296	82.4

PLIN/S/



LINKIN SERIES



RECOMMENDED VELOCITY.

	Vfmin m/s	Vfmax m/s
15	2,5	14
20	2,5	14
25	2,5	12
30	2,5	12

FREE FACE AREA (m).

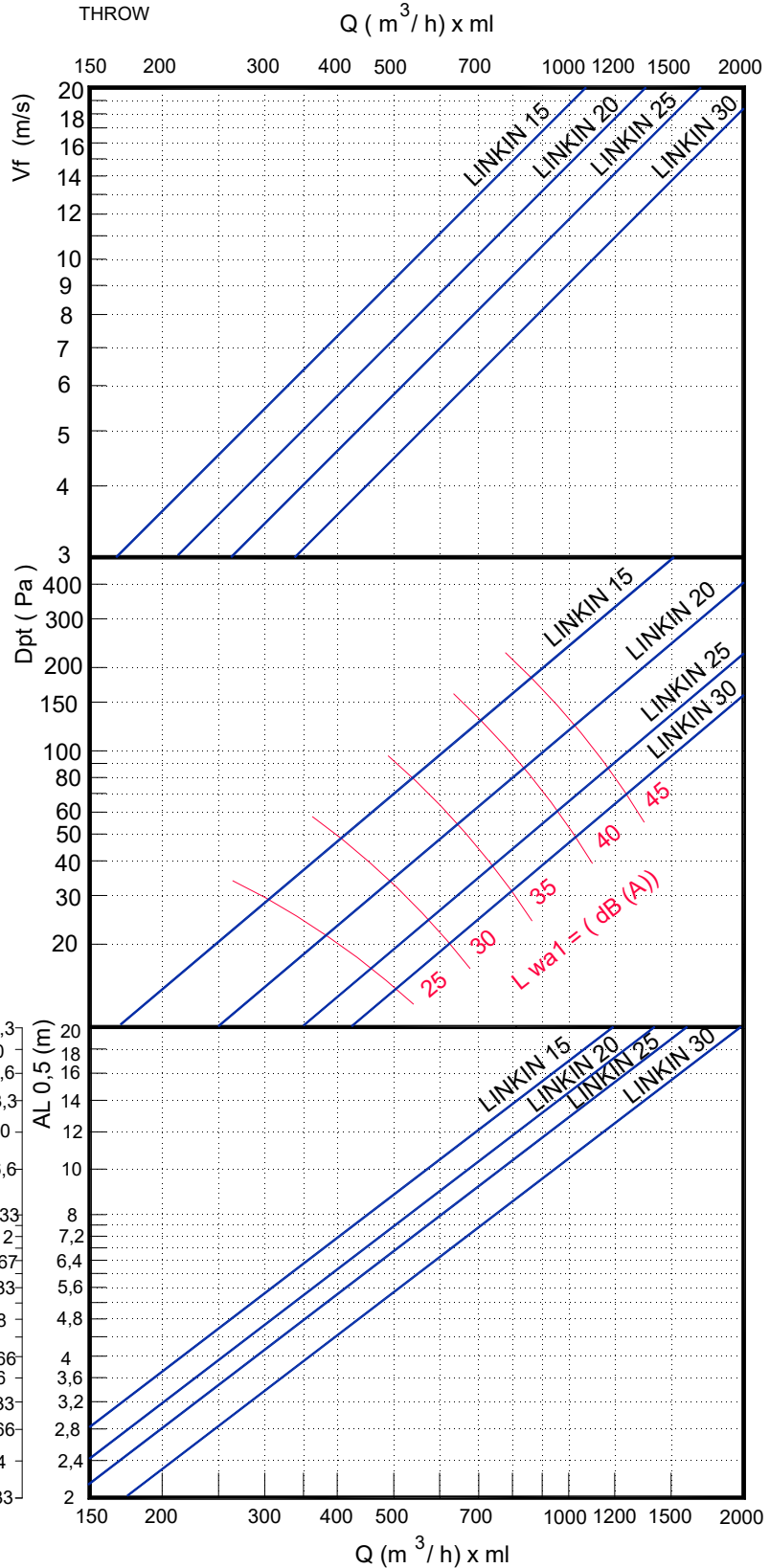
L x H	Afree (m ²)	Qmin (m ³ /h)	Qmax (m ³ /h)
15	0,0145	130	730
20	0,0194	175	977
25	0,0242	220	1045
30	0,0291	260	1250

	Coanda efect
K _l	1,33


$$AL' = K_l \times AL$$

50	33,3	20
45	30	18
40	26,6	16
35	23,3	14
30	20	12
25	16,6	10
20	13,3	8
18	12	7,2
16	10,67	6,4
14	9,33	5,6
12	8	4,8
10	6,66	4
9	6	3,6
8	5,33	3,2
7	4,66	2,8
6	4	2,4
5	3,33	2

FREE VELOCITY, PRESSURE LOSS AND SOUND POWER LEVEL, THROW



LINKIN SERIES



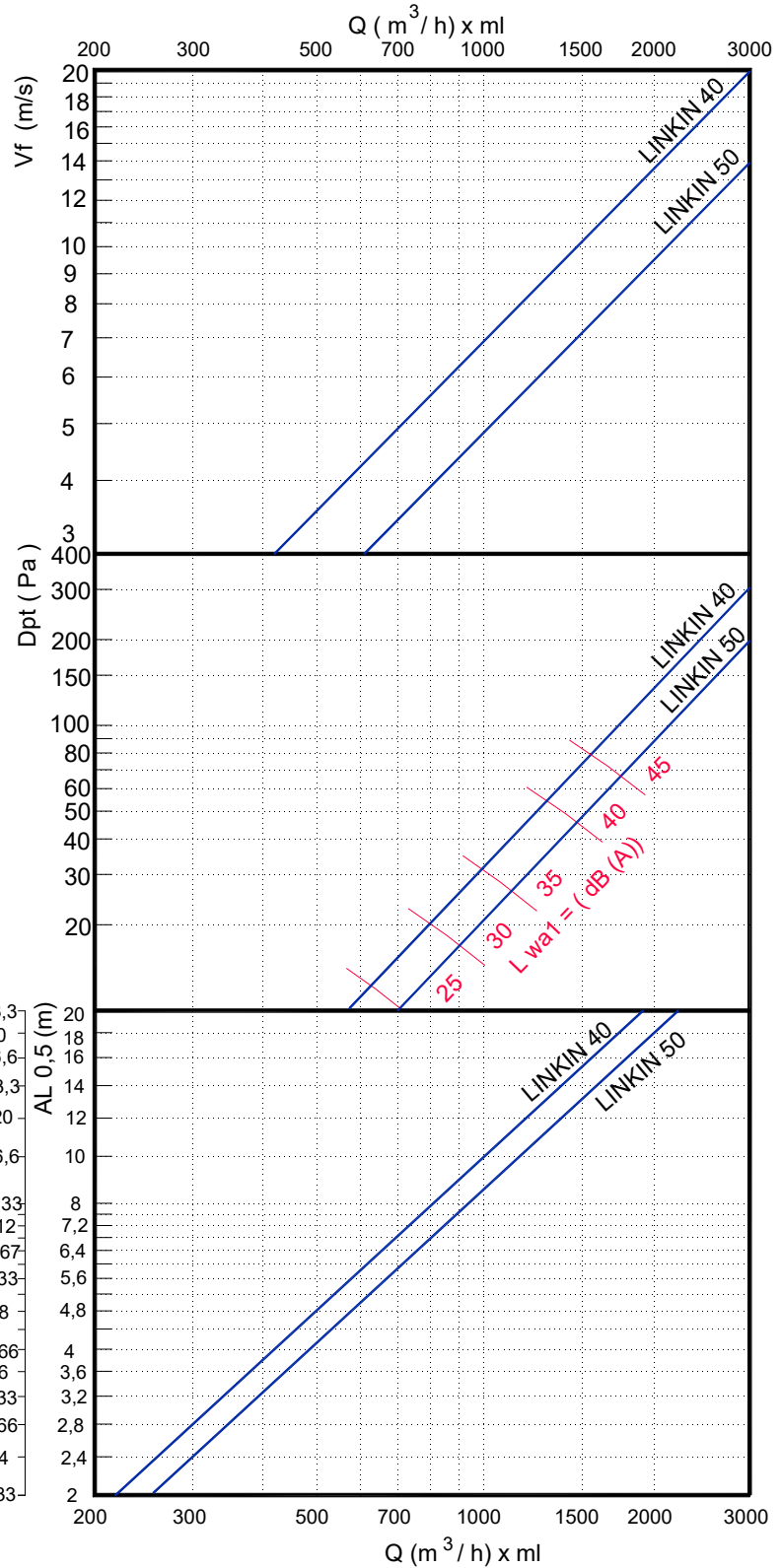
RECOMMENDED VELOCITY.

	Vfmin m/s	Vfmax m/s
40	2,5	10
50	2,5	10

FREE FACE AREA (ml).

L x H	Afree (m2)	Qmin (m3/h)	Qmax (m3/h)
40	0,0388	350	1400
50	0,0485	440	1750

FREE VELOCITY, PRESSURE LOSS AND SOUND POWER LEVEL,



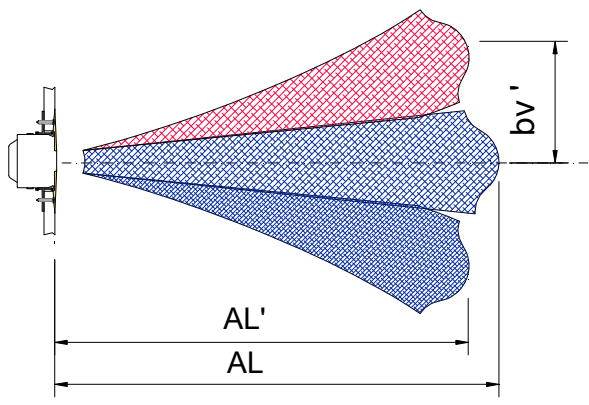

	Coanda efect
K_I	1,33

$$AL' = K_I \times AL$$

50	33,3	20
45	30	18
40	26,6	16
35	23,3	14
30	20	12
25	16,6	10
20	13,3	8
18	12	7,2
16	10,67	6,4
14	9,33	5,6
12	8	4,8
10	6,66	4
9	6	3,6
8	5,33	3,2
7	4,66	2,8
6	4	2,4
5	3,33	2



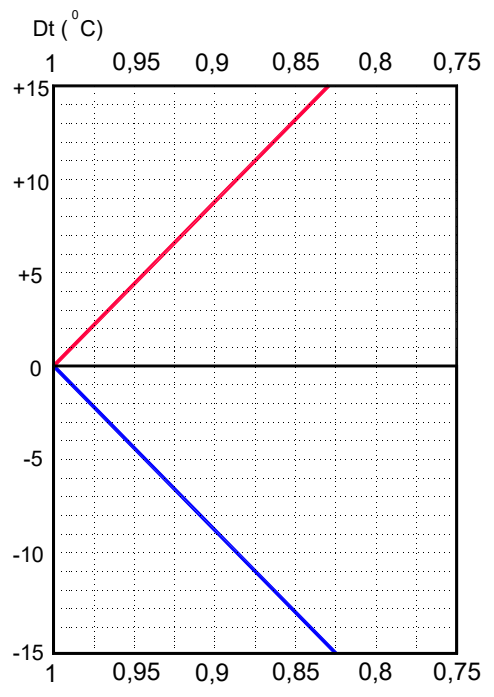
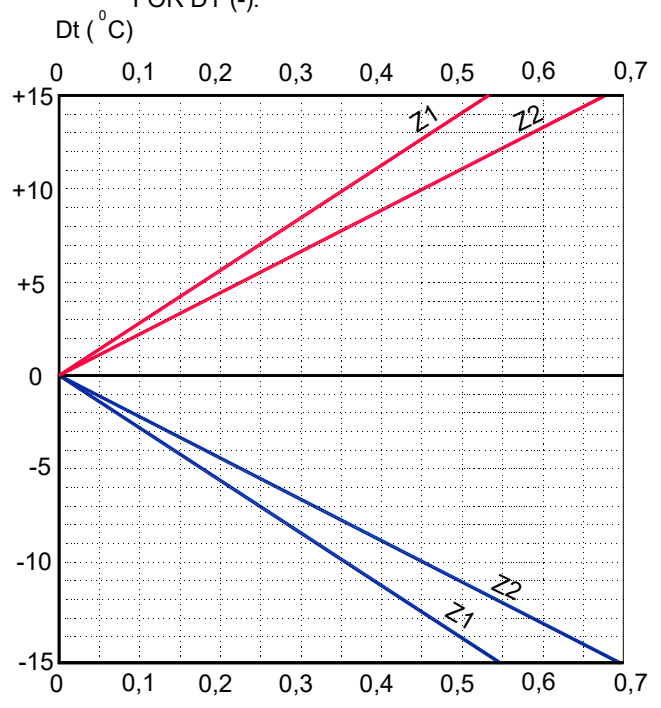
LINKIN SERIES



Z1	Z2
LINKIN 15	LINKIN 40
LINKIN 20	LINKIN 50
LINKIN 25	
LINKIN 30	

CORRECTION FACTOR FOR VERTICAL DIFFUSION (bv) FOR DT (-).

CORRECTION FACTOR FOR THROW (L0.2) DT (-).




$$bv' = Kv \times AL$$

$$AL' = KI \times AL$$

Kv = Correction factor for the vertical diffusion.

KI = Correction factor for the throw.

LINKIN SERIES



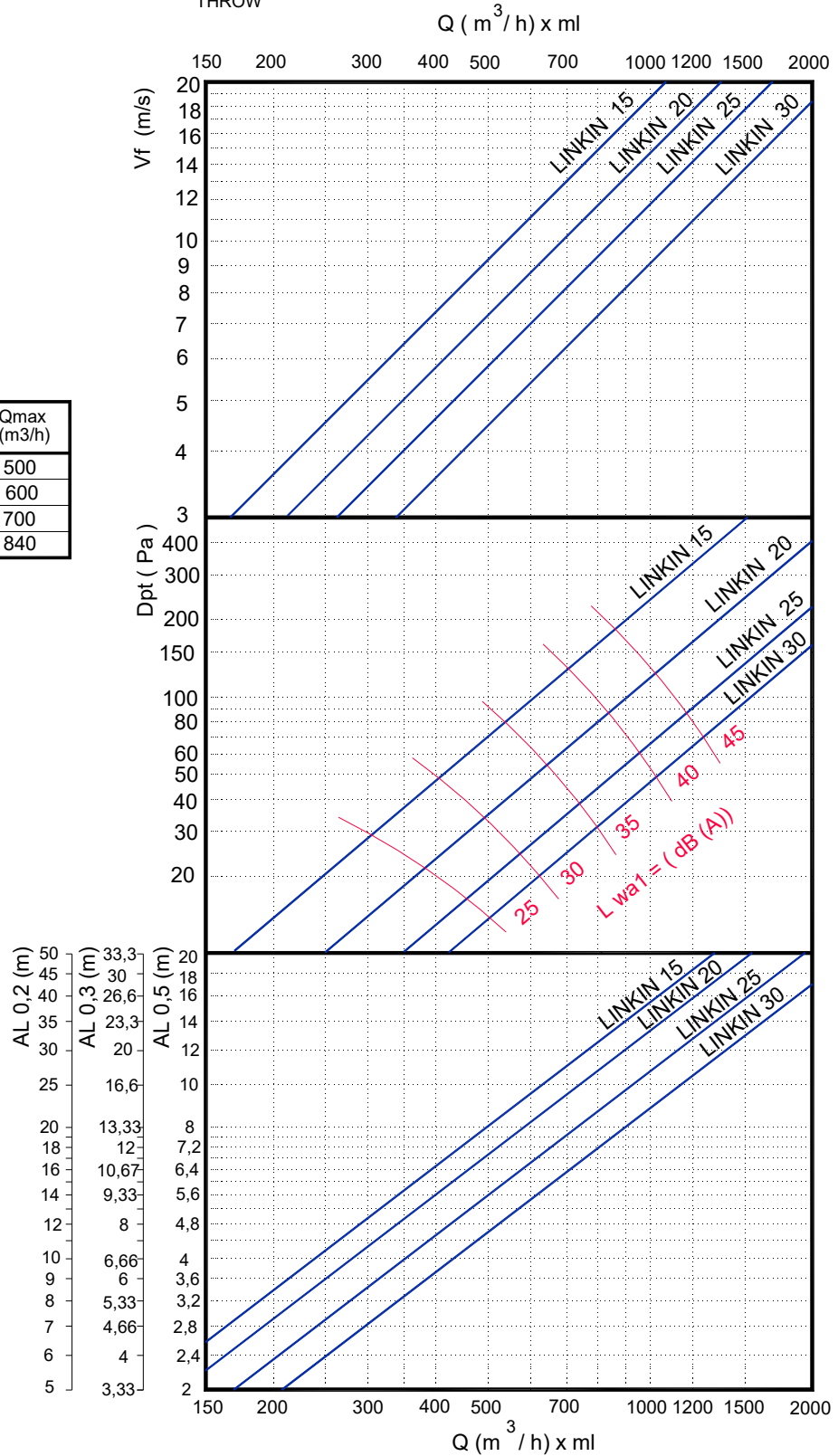
RECOMMENDED VELOCITY.

	Vfmin m/s	Vfmax m/s
15	2,5	9,5
20	2,5	8,5
25	2,5	8
30	2,5	8

FREE FACE AREA (ml).

L x H	Afree (m ²)	Qmin (m ³ /h)	Qmax (m ³ /h)
15	0,0145	130	500
20	0,0194	175	600
25	0,0242	220	700
30	0,0291	260	840


FREE VELOCITY, PRESSURE LOSS AND SOUND POWER LEVEL, THROW



	Coanda efect
K_l	1,33

$$AL' = K_l \times AL$$

LINKIN SERIES



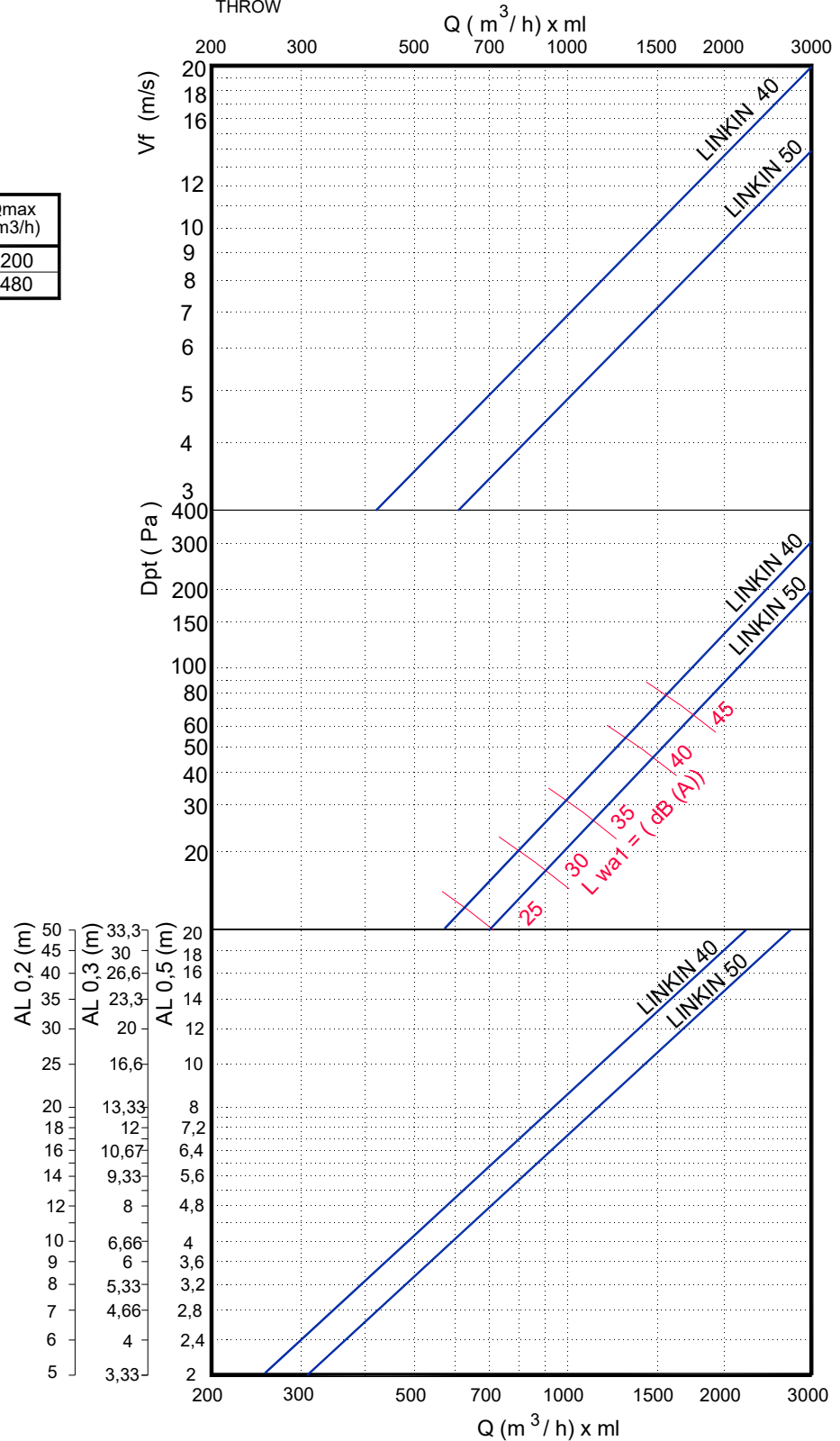
RECOMMENDED VELOCITY:

	Vfmin m/s	Vfmax m/s
40	2,5	8,5
50	2,5	8,5

FREE FACE AREA (ml).

L x H	Afree (m2)	Qmin (m3/h)	Qmax (m3/h)
40	0,0388	350	1200
50	0,0485	440	1480

FREE VELOCITY, PRESSURE LOSS AND SOUND POWER LEVEL, THROW




	Coanda efect
K_I	1,33

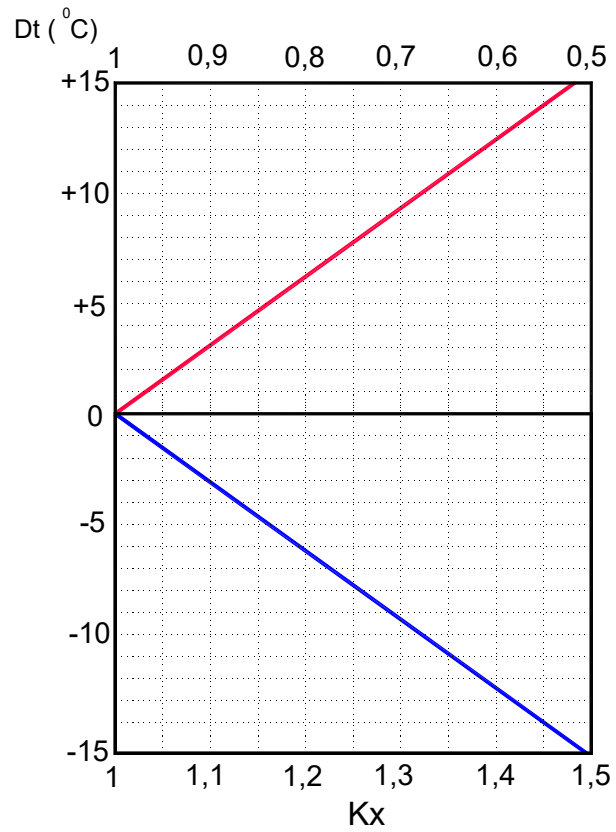
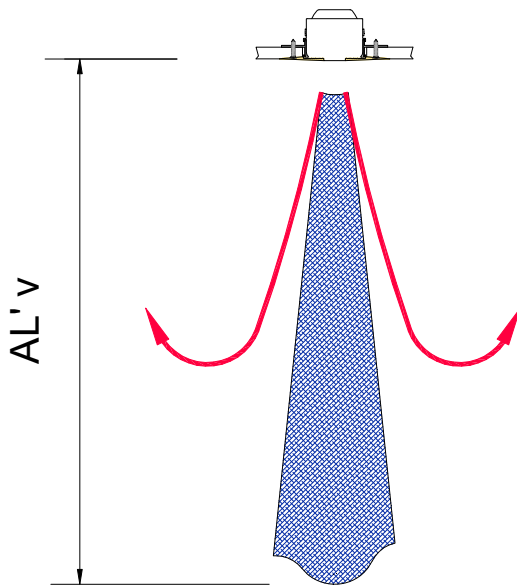
$$AL' = K_I \times AL$$



LINKIN SERIES



CORRECTION FACTOR FOR VERTICAL THROW (Alv) DT



$$AL'v = Kx \times AL$$