

MADEL®



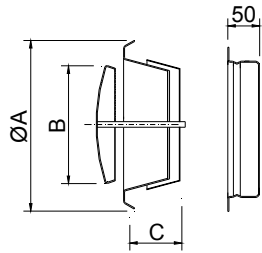
BWC Вентиляционные клапаны



MADEL®

Вентиляционные клапаны используются в системах кондиционирования и вентиляции воздуха. Желаемая схема потока обеспечивается поворотом внутренней панели клапана.

BWC-N



Ø	A	B	C
BWC-N-100	138	75	40
BWC-N-125	164	100	46
BWC-N-160	211	130	54
BWC-N-200	248	158	63

CLASSIFICATION

BWC-N Extract valve in galvanised steel.

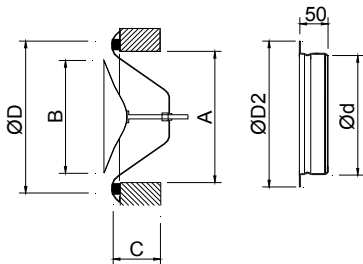
BWC-S Supply valve in galvanised steel.

BWC-C Extract or supply valve in white polypropylene.

MATERIAL

All the valves are provided with a seal on the back of the frame in order that the perimeter on contact with the ceiling is airtight.

BWC-S



Ø	A	B	C	Ød	ØD2	ØD
BWC-S-100	104	75	40	99	122	140
BWC-S-125	129	99	46	124	148	170
BWC-S-160	169	119	54	159	184	202
BWC-S-200	209	157	64	199	225	254

FIXING SYSTEMS

1) The fastening of the valves is carried out by means of clips. Each valve has its own mounting neck.

FINISHES

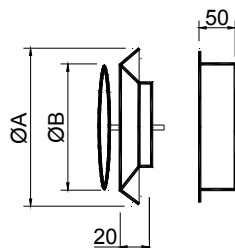
R9010 Lacquer in white colour RAL9010.

SPECIFICATION TEXT

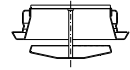
Supply and mounting of circular valve with adjustable core for extract or air supply with mounting neck series **BWC-N (S) R9010 dim. 100** constructed from galvanised steel paint in white **RAL 9010**, invisible fixing by clips and mounting neck.

Manufacturer **MADEL**.

BWC-C

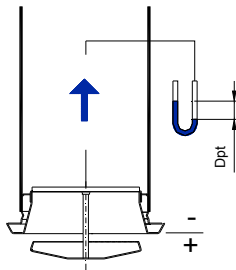


DIAM	A	B
BWC-C-100	148	87
BWC-C-125	168	106
BWC-C-150	186	130
BWC-C-200	240	178

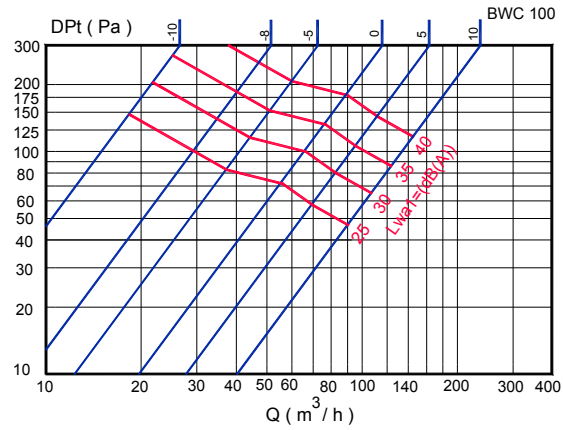


FREE FACE AREA (m2).

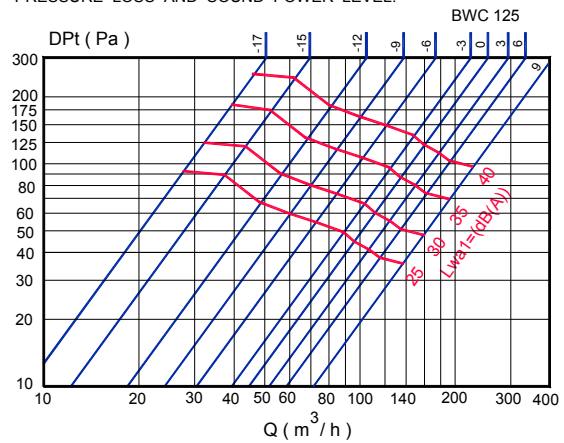
BWC	Qmin. m3/h	Qmax. m3/h
100	10	150
125	20	220
150	20	250
160	20	280
200	30	440



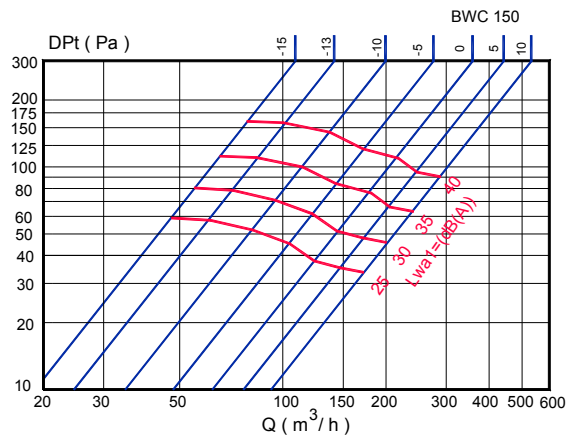
PRESSURE LOSS AND SOUND POWER LEVEL.

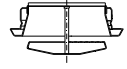


PRESSURE LOSS AND SOUND POWER LEVEL.

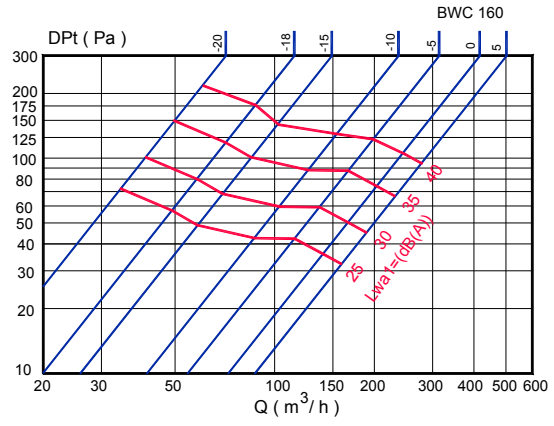


PRESSURE LOSS AND SOUND POWER LEVEL.

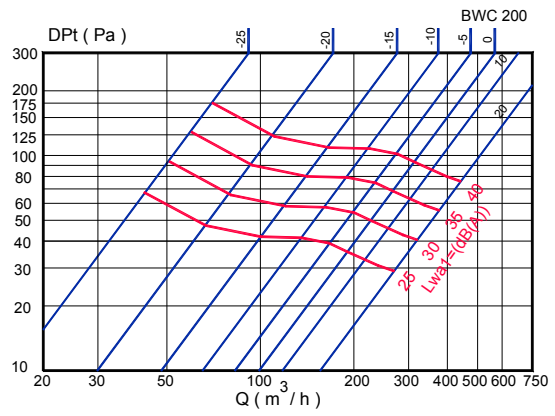


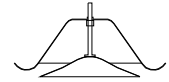


PRESSURE LOSS AND SOUND POWER LEVEL.



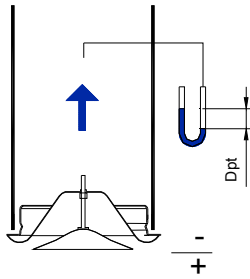
PRESSURE LOSS AND SOUND POWER LEVEL.



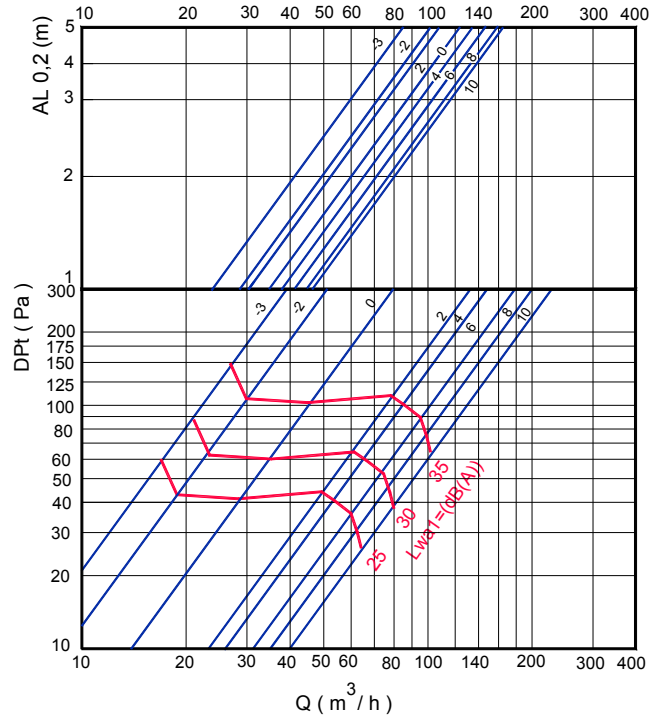


FREE FACE AREA (m²).

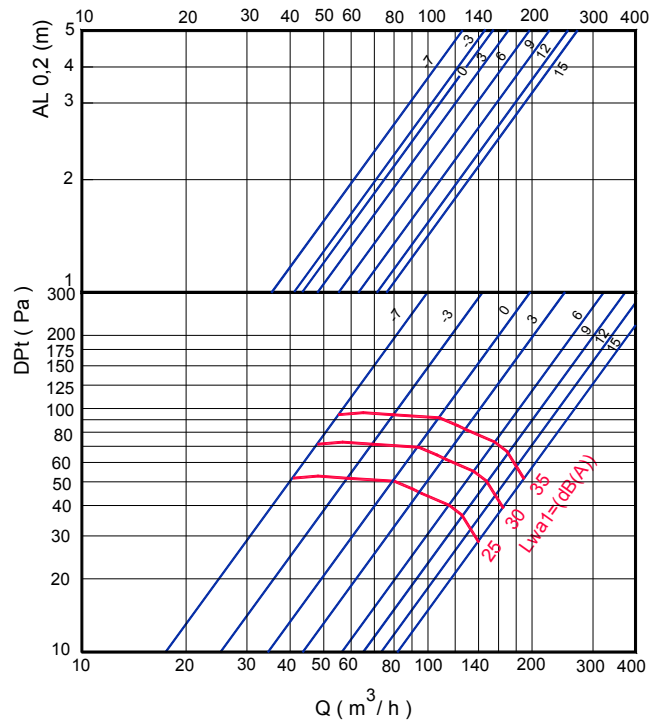
BWC-S	Qmin. m ³ /h	Qmax. m ³ /h
100	50	72
125	72	108
160	180	234
200	288	432

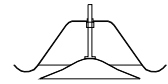


BWC-S-100
PRESSURE LOSS AND SOUND POWER LEVEL. ISOTHERM TRHOW.



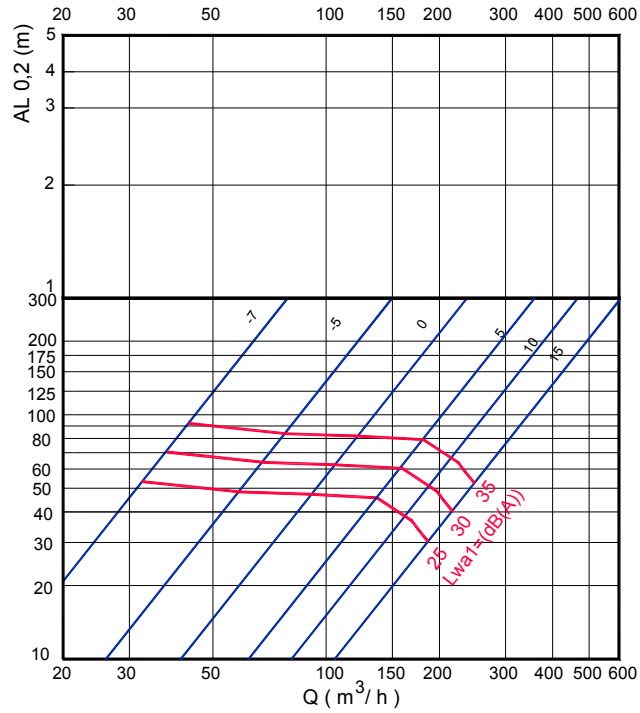
BWC-S-125
PRESSURE LOSS AND SOUND POWER LEVEL. ISOTHERM TRHOW.





BWC-S-160

PRESSURE LOSS AND SOUND POWER LEVEL. ISOTHERM TRHOW.



BWC-S-200

PRESSURE LOSS AND SOUND POWER LEVEL. ISOTHERM TRHOW.

