



FDS-MINI fire dampers management system



MADEL®

The **FDS-MINI** fire dampers monitoring and control system provides a simple solution for the management of installations with up to 10 dampers. It provides information about the status of the dampers, thereby increasing the safety of the installations. It simplifies maintenance operations in accordance with national legislation and according to the EN 15650 standard, which stipulates that maintenance operations must be performed periodically.



SAFETY

The unit monitors the status of the dampers by means of LEDs, thereby indicating whether they are open (green) or closed (red) or if there is an anomaly during normal operation or during the maintenance process (flashing). This monitoring facilitates the location of any anomalies that might arise.

MAINTENANCE

Maintenance is performed using a push button on the unit, which activates the maintenance protocol. This maintenance is performed in just a few minutes. The time spent physically at each one of the dampers is also reduced.

By reducing the cost of the maintenance operations, it is possible to increase the frequency of these operations, thereby substantially reducing the risk of incidents in case of a fire.

CE mark EN 15650

OPERATION/TASK	RESULTS
Damper reference	
Inspection date	
Check that the damper cables have not been damaged.	Verified with FDS-MINI
Check that the damper is clean, and clean if necessary.	In person
Check the condition of the slat and seals. Correct and record as necessary.	In person
Confirm the safety operation (closure) of the fire damper as per the attached instructions (PM01-....)	Verified with FDS-MINI
Confirm open and close operations through the control system and observe the process. Correct and record as necessary. (For motorised dampers.)	Verified with FDS-MINI
Confirm the manual opening operation of the damper as per the attached instructions (PM02-...)	
Confirm the opening and closing operation of the damper at the limit switches. Correct and record as necessary. *For motorised dampers or dampers with the /-PIF/ accessory	Verified with FDS-MINI
Confirm that the damper returns to the normal working position.	Verified with FDS-MINI

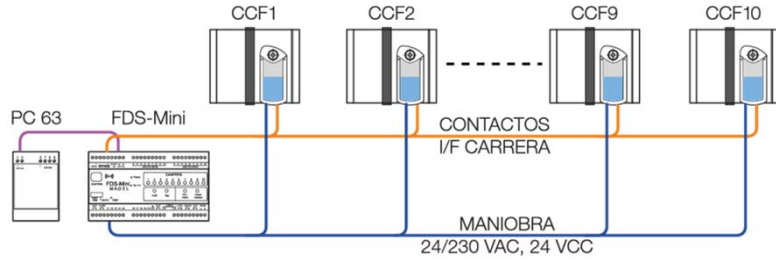
**In accordance with European Standard EN 15650:2010, regular maintenance inspections must be performed periodically.*

WIRING

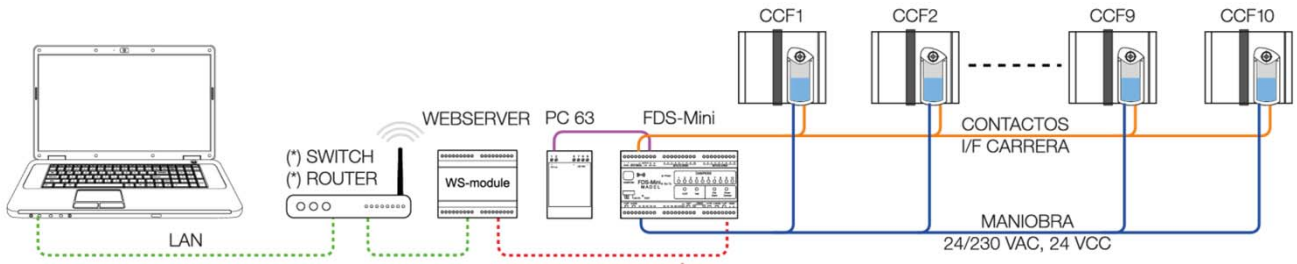
The unit has a potential-free alarm input that receives the alarm signal generated by the fire detection system. If this signal is activated, the dampers move to the safety position (closed).

Synchronisation with the fire alarm control panel facilitates maintenance and prevents interruptions to operation of the building by reducing the maintenance time.

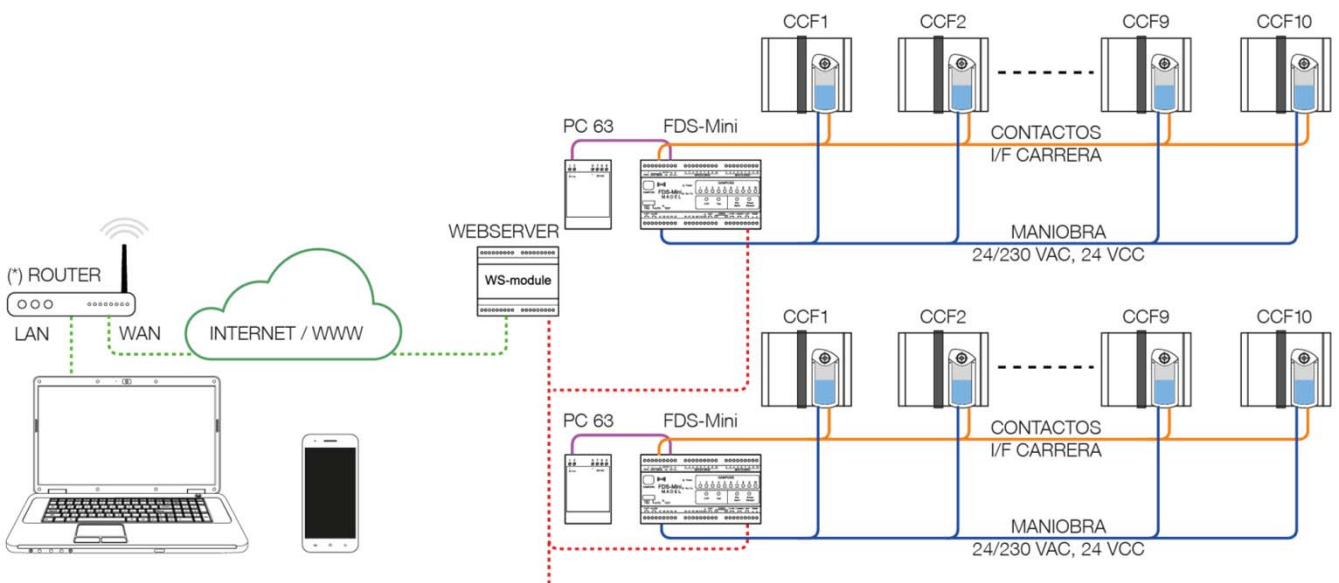
FDS-MINI



FDS-MINI/WS Local installation



FDS-MINI/WS Remote installation



ACCESSORIES

WS WEBSERVER module allows you to monitor and manage via web facilities of motorized fire dampers and remote activation of maintenance cycles. It generates messages alarm via email in case of a system error. This system requires a power source FA-12.

PC63 Single-phase transformer, 230 Vac to 24 Vac. It allows power supply to the unit and maneuvering of the gates if they are to 24 Vac.

FA-12 Power source for WS module (12 Vdc)

WS module



TECHNICAL SPECIFICATIONS

24 VAC power supplied externally by a single-phase control switching transformer; insulation and safety in accordance with standards; 1 fire alarm control panel ON/OFF digital input; 1 fan status ON/OFF digital input; 1 standby ON/OFF digital input; 10 open damper indicator limit switches; 10 closed damper indicator limit switches; 10 damper activation voltage outputs; potential-free contact (250 VAC x 6 A); 1 fan ON output; potential-free/voltage-free contact (250 VAC x 6 A); 1 alarm output; potential-free/voltage-free contact (250 VAC x 6 A); 1 auxiliary output; potential-free/voltage-free contact (250 VAC x 6 A); class III equipment (SELV); protection rating: IP20; Dimensions 158 x 90 x 70.

SPECIFICATION TEXT

Supply and mounting of control and maintenance panel for **FDS-MINI** fire dampers and elements required for assembly. **MADEL** brand.