


A modern interior space featuring a light-colored wood-grain wall. Several pendant lights with white, dome-shaped shades and wooden bases hang from the ceiling. In the foreground, there is a dark grey modular sofa and a white, octagonal table. The floor is made of light-colored wood planks.

LAVSeries

MADEL®
we shape the air



LAV-15 & 24

DESIGN AND AESTHETICS

- Slot of 15-24 mm, adjustable fins every 100 mm.
- Reduced frames for less visual impact.
- Allows the formation of continuous lines, combining active and inactive zones without breaking the uniformity of the set.
- LAV-24-FIN version for hidden installation, for superior architectural integration.

PERFORMANCE

- High induction rate for quick and effective air mixing in the room.
- Optimal for Constant Air Volume (CAV) or Variable Air Volume (VAV) installations, ensuring air stream stability over a wide flow range.

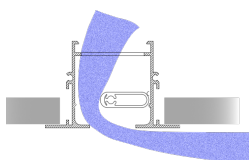
INSTALLATION

Recommended for heights
from 2.6 to 4 m.

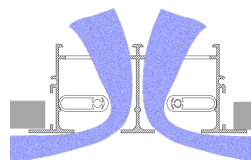
FOR CEILING



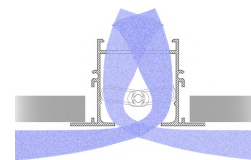
For ceiling installations, ensuring the Coanda effect at low flow rates in cooling and avoiding stratification in heating.



Airflow in 1 direction
(adjustable right - left)

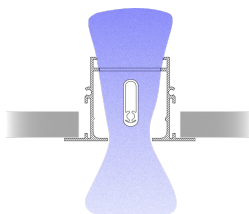


Airflow in 2 directions



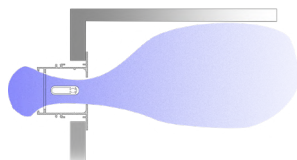
Alternating airflow in 2 directions.
For greater induction and air control

For ceiling installations and vertical discharge with curtain effect.




FOR WALL

For wall installations, with or without Coanda effect depending on the position of the diffuser relative to the ceiling.



PRODUCT RANGES

LAV-15



- 15 mm slot
- 1 to 4-way diffuser
- Surface-mounted on ceiling or wall
- Airflow from 60 to 800 m³/h

LAV-24



- 24 mm slot
- 1 to 4-way diffuser
- Surface-mounted on ceiling or wall
- Airflow from 80 to 1200 m³/h

LAV-24-FIN



- 24 mm slot
- 1-way diffuser
- Concealed installation in ceiling or wall
- Airflow from 80 to 250 m³/h



MADEL®
we shape the air