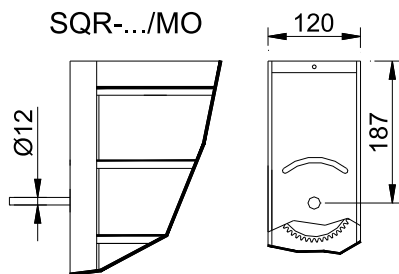
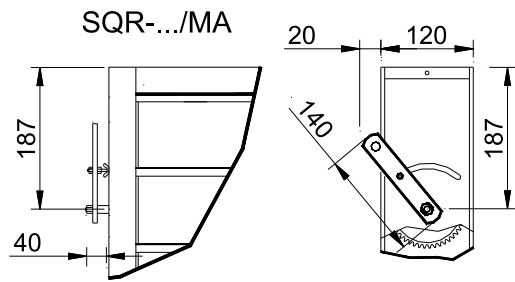
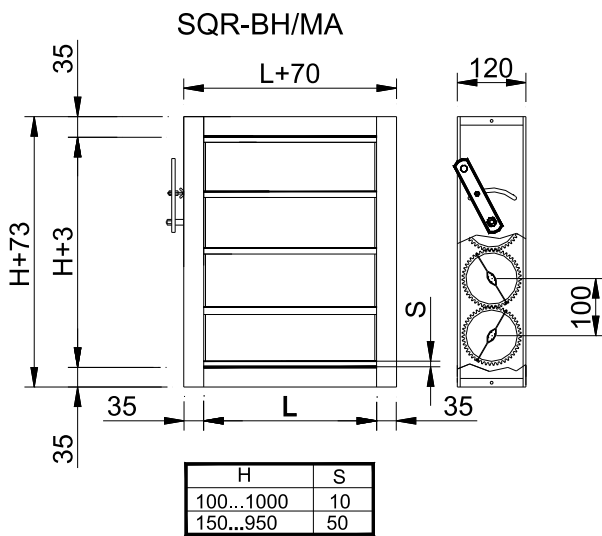
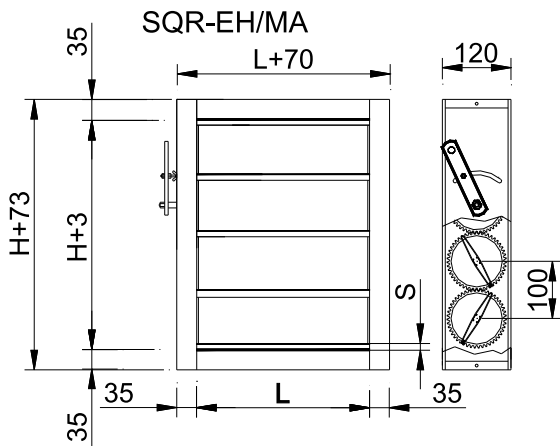




SQR CONTROL DAMPERS - BLADE 100

MADEL®

The SQR series damper are designed to be used for altering the flow volume rate and pressure in air-conditioning, ventilation and heating systems. Opposed blades of 100 mm.



CLASSIFICATION

SQR-EH/... Double blade airtight damper with blades parallels to L size.

SQR-EV/... Double blade airtight damper with blades parallels to H size.

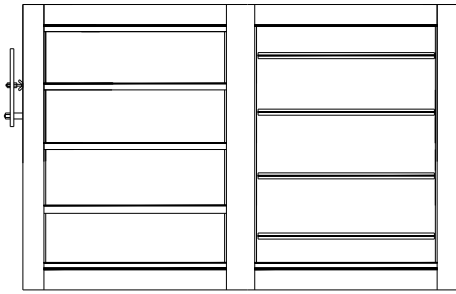
SQR-BH/... Single blade damper with blades parallels to L size.

SQR-BV/... Single blade damper with blades parallels to H size.

SQR- .../MA/ Manual control lever.

SQR- .../MO/ Damper with special axle to motorise.


.../DN/



SQR- .../DN/ Damper with axle to motorise and blades 50% open and 50% closed.

SQR- .../FC/ Set of 2 dampers, with axle to motorise, to 90° mounting.

.../FC/



MATERIAL

“U” shaped extruded aluminium frame.
 Extruded aluminium aerodynamic blades with a rubber seal around the edge.
 Galvanised steel axle.
 Galvanised steel protection sheet for the transmission system.
 High resistance bearings.
 Transmission by gears, placed in the external part of the dampers, to avoid dirt in the transmission.

ADDITIONAL ACCESSORIES

TN08 -24 / 230 Servomotor at 24v or 230v for dampers with an area < 0,8 m².

TN15 -24 / 230 Servomotor at 24v or 230v for dampers with an area < 1,5 m².

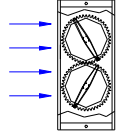
FIXING SYSTEMS

The frame of the **SQR** damper has been designed in order to be jointed with rivets in ducts or other flat surface.

FINISHES

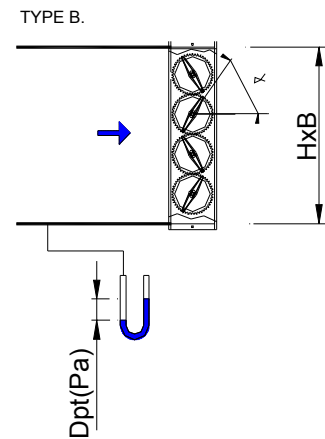
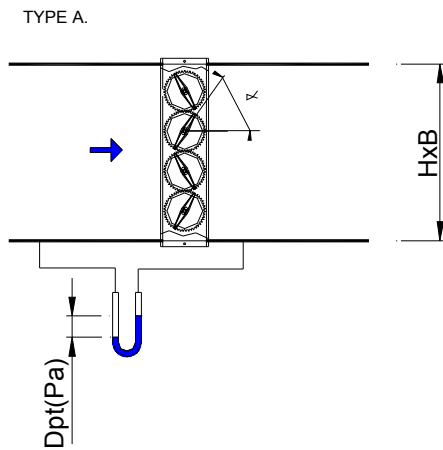
Raw aluminium.

SQR SERIES



TRANSVERSAL SECTION BxH (m2) (A face)

H \ B	100	200	300	400	500	600	700	800	900	1000	1100	1200
100	0,01	0,02	0,03	0,04	0,05	0,06	0,07	0,08	0,09	0,1	0,11	0,12
150	0,01	0,03	0,04	0,06	0,07	0,09	0,1	0,12	0,13	0,15	0,16	0,18
200	0,02	0,04	0,06	0,08	0,1	0,12	0,14	0,16	0,18	0,2	0,22	0,24
250	0,02	0,05	0,07	0,1	0,12	0,15	0,17	0,2	0,22	0,25	0,27	0,3
300	0,03	0,06	0,09	0,12	0,15	0,18	0,21	0,24	0,27	0,3	0,33	0,36
350	0,03	0,07	0,1	0,14	0,17	0,21	0,24	0,28	0,31	0,35	0,38	0,42
400	0,04	0,08	0,12	0,16	0,2	0,24	0,28	0,32	0,36	0,4	0,44	0,48
450	0,04	0,09	0,13	0,18	0,22	0,27	0,31	0,36	0,4	0,45	0,49	0,54
500	0,05	0,1	0,15	0,2	0,25	0,3	0,35	0,4	0,45	0,5	0,55	0,6
550	0,05	0,11	0,16	0,22	0,27	0,33	0,38	0,44	0,49	0,55	0,6	0,66
600	0,06	0,12	0,18	0,24	0,3	0,36	0,42	0,48	0,54	0,6	0,66	0,72
650	0,06	0,13	0,19	0,26	0,32	0,39	0,45	0,52	0,58	0,65	0,71	0,78
700	0,07	0,14	0,21	0,28	0,35	0,42	0,49	0,56	0,63	0,7	0,77	0,84
750	0,07	0,15	0,22	0,3	0,37	0,45	0,52	0,6	0,67	0,75	0,82	0,9
800	0,08	0,16	0,24	0,32	0,4	0,48	0,56	0,64	0,72	0,8	0,88	0,96
850	0,08	0,17	0,25	0,34	0,42	0,51	0,59	0,68	0,76	0,85	0,93	1,02
900	0,09	0,18	0,27	0,36	0,45	0,54	0,63	0,72	0,81	0,9	0,99	1,08
950	0,09	0,19	0,28	0,38	0,47	0,57	0,66	0,76	0,85	0,95	1,04	1,14
1000	0,1	0,2	0,3	0,4	0,5	0,6	0,7	0,80	0,9	1	1,1	1,2

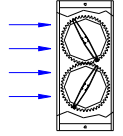


CORRECTION FACTOR FOR Dpt type B: Kp

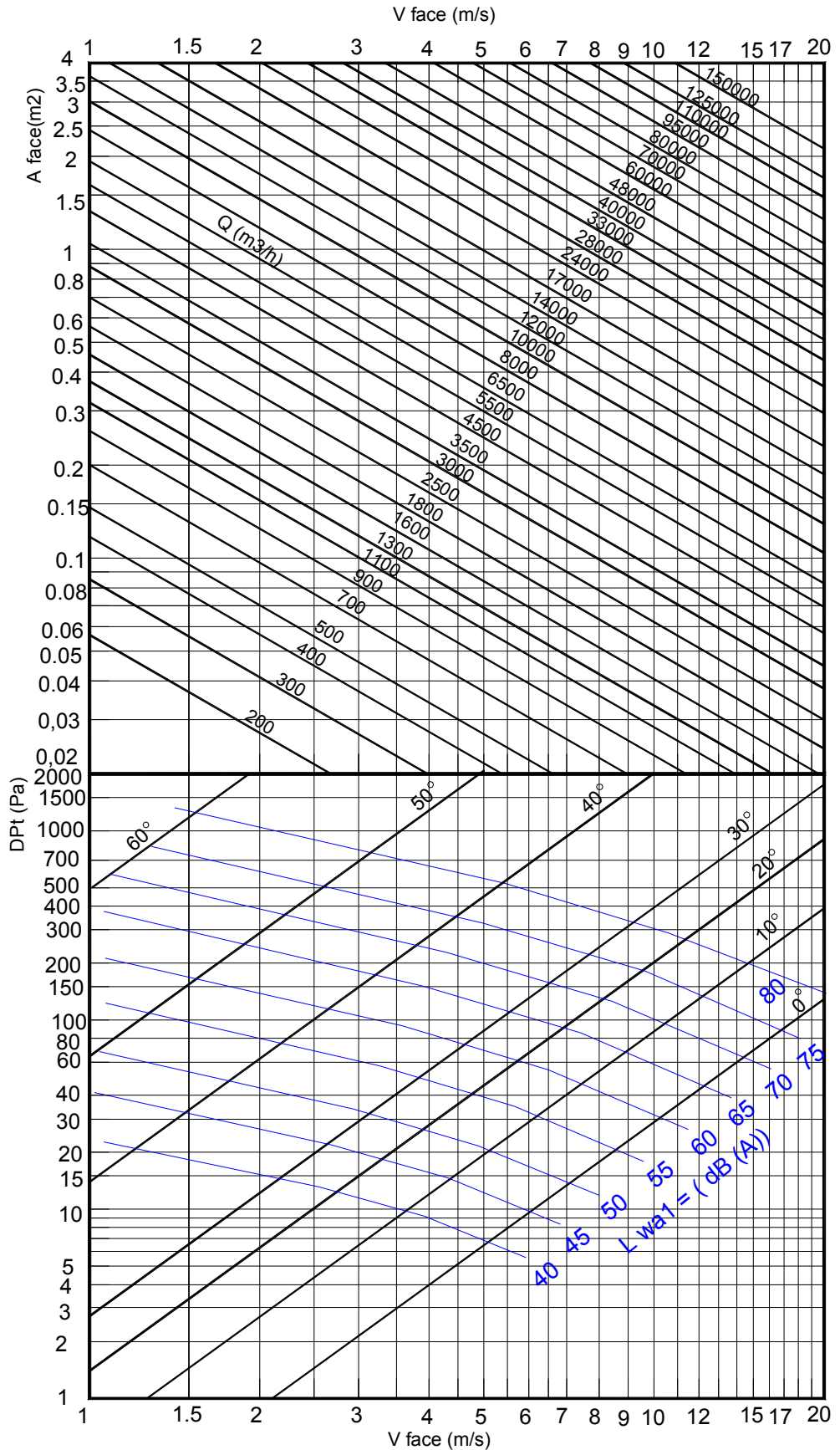
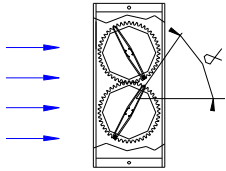
α°	0°	10°	20°	30°	40°	50°	60°
Kp	2,7	1,33	1,15	1,25	1,16	1,16	1,2

$$Dpt \text{ (type B)} = Kp \times Dpt \text{ (type A)}$$

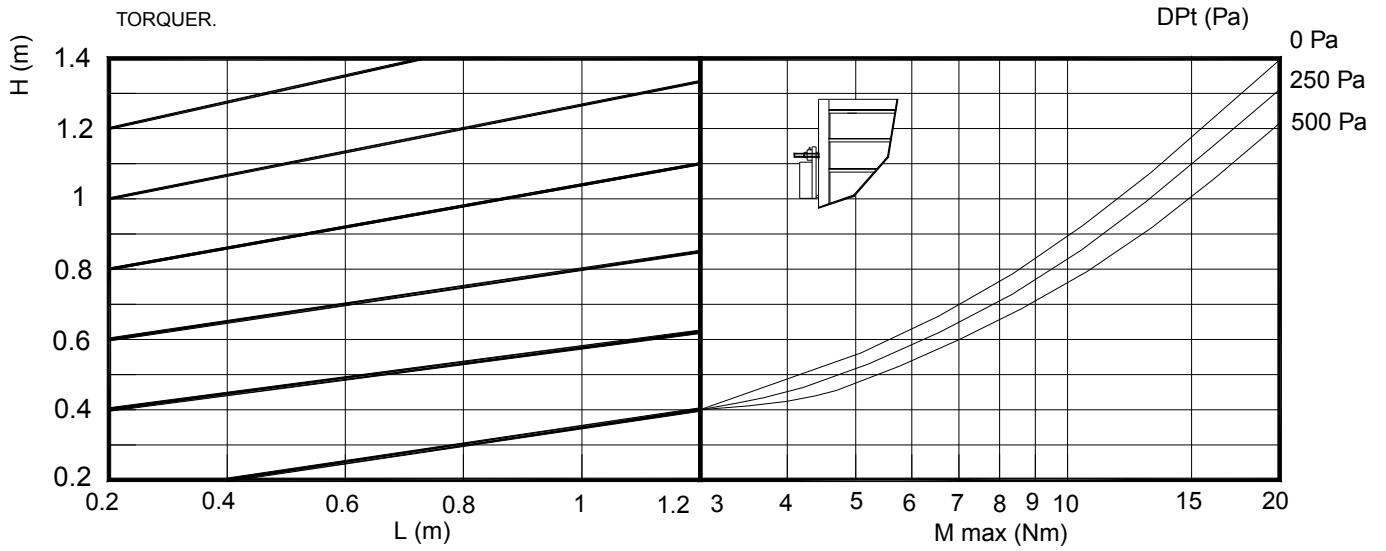
SQR-EH SERIES



FACE VELOCITY, PRESSURE LOSS AND SOUND POWER LEVEL: TYPE A

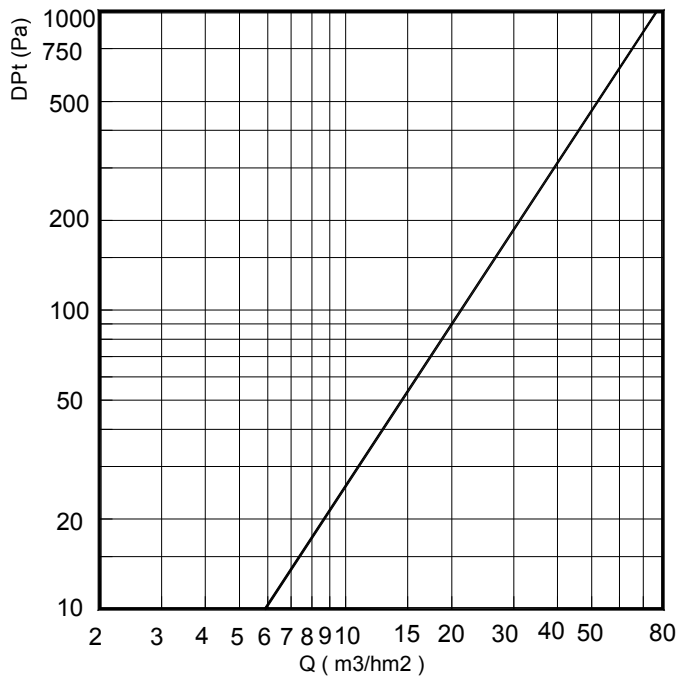


SQR SERIES

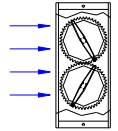


SQR-EH

LEAKAGE LOSS.



SQR-BH SERIES



FACE VELOCITY, PRESSURE LOSS AND SOUND POWER LEVEL: TYPE A

