



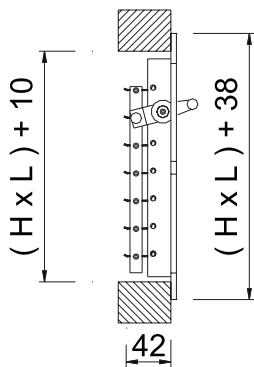
## CRG PRINTED GRILLES

**MADEL®**

The **CRG** series grilles have been designed to be used in heating, ventilation and air-conditioning units.

They are used for extraction and supply of air in large areas, car parks or domestic installations.

CCN  
CCL  
CCV



## CLASSIFICATION

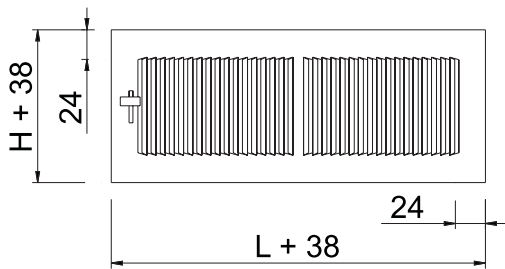
CRG-CC Grilles series.

**CCN** Grilles with blades parallel to the shorter side, angled to right and left. It incorporates a volume control damper with an easy external key.

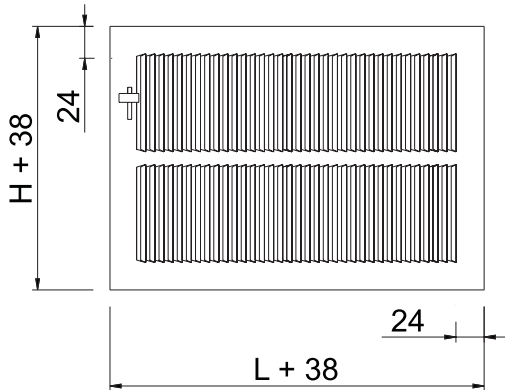
**CCL** Grilles with blades parallel to the shorter side. It incorporates a volume control damper with an easy external key.

**CCV** Grilles with blades parallel to the longer side. It incorporates a volume control damper with an easy external key.

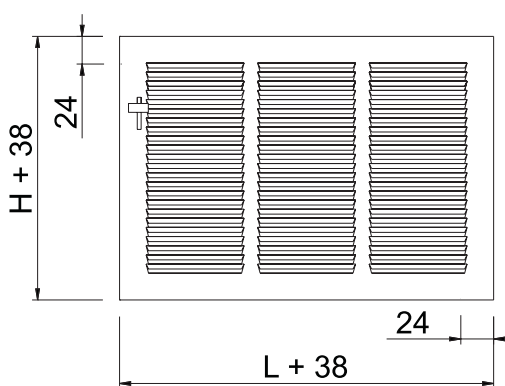
CCN

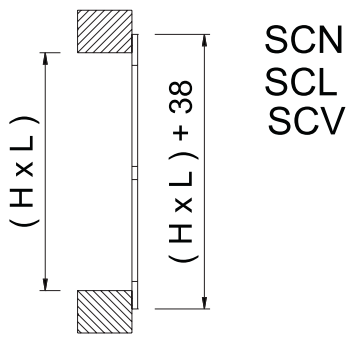


CCL



CCV





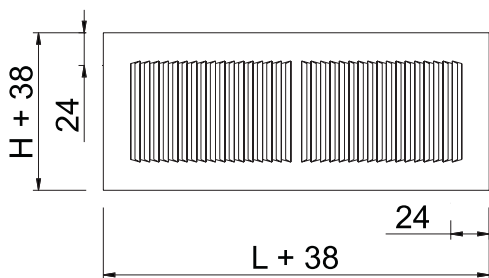
CRG-SC Grilles series.

**SCN** Grilles with blades parallel to the shorter side, angled to right and left.

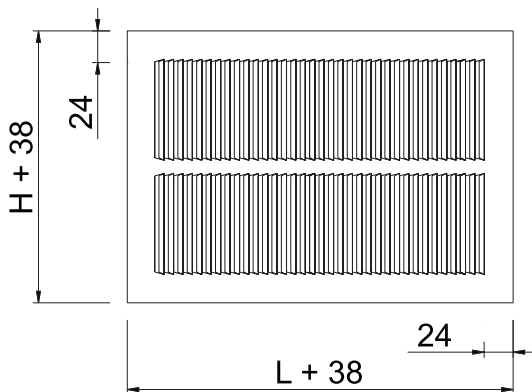
**SCL** Grilles with blades parallel to the shorter side.

**SCV** Grilles with blades parallel to the longer side.

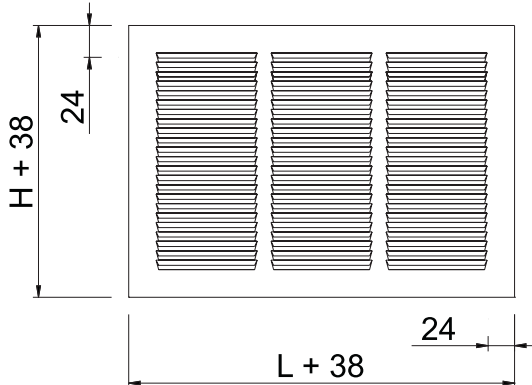
**SCN**



**SCL**



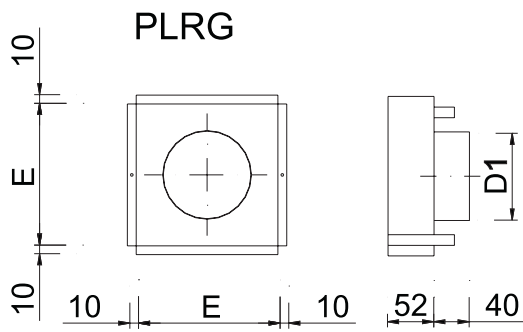
**SCV**



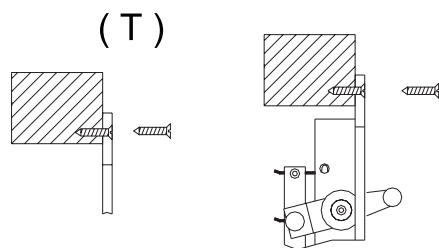
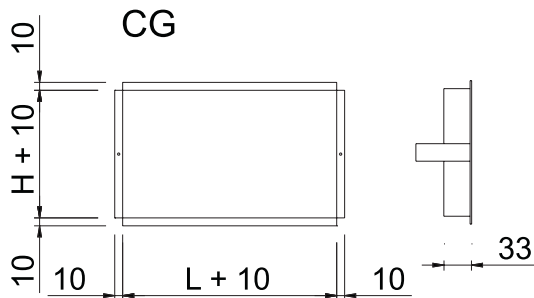
## MATERIAL

Galvanised steel grilles.

All grilles are provided with a seal on the back of the frame in order that the perimeter in contact with walls, ceiling, ducts, etc... is airtight.



H	E	D1
100	110	90 ó 100
150	160	100 ó 120 ó 150
200	210	210



## ADDITIONAL ACCESSORIES

**PLRG** Open part of the connection, with circular neck.  
Constructed in steel.

**CG** Mounting frame constructed from galvanised steel.  
It include the sidepiece to fix in place.

## FIXING SYSTEMS

**(T)** The grille is fixed in place with screws.

## FINISHES

**M9006** Lacquer in metallic grey colour, similar to RAL 9006.

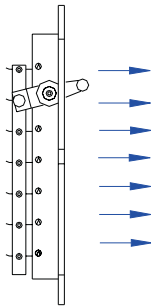
**M9016** Lacquer in white colour similar to RAL 9016.

**RAL...** Lacquer in other colours (RAL specifications).

## CRG-CC SERIES

FREE FACE AREA m2.

H \ L	100	150	200	250	300	350	400	450	500
100	0,007								
150	0,011	0,017							
200	0,014	0,023	0,029						
250	0,018	0,028	0,038	0,049					
300	0,021	0,033	0,043	0,054	0,065				
400	0,029	0,044	0,058	0,073	0,087	0,102	0,117		
500	0,036	0,055	0,073	0,091	0,109	0,128	0,146	0,164	0,183
600	0,045	0,070	0,095	0,121	0,146	0,171	0,196	0,221	0,246



FREE VELOCITY, PRESSURE LOSS AND SOUND POWER LEVEL.

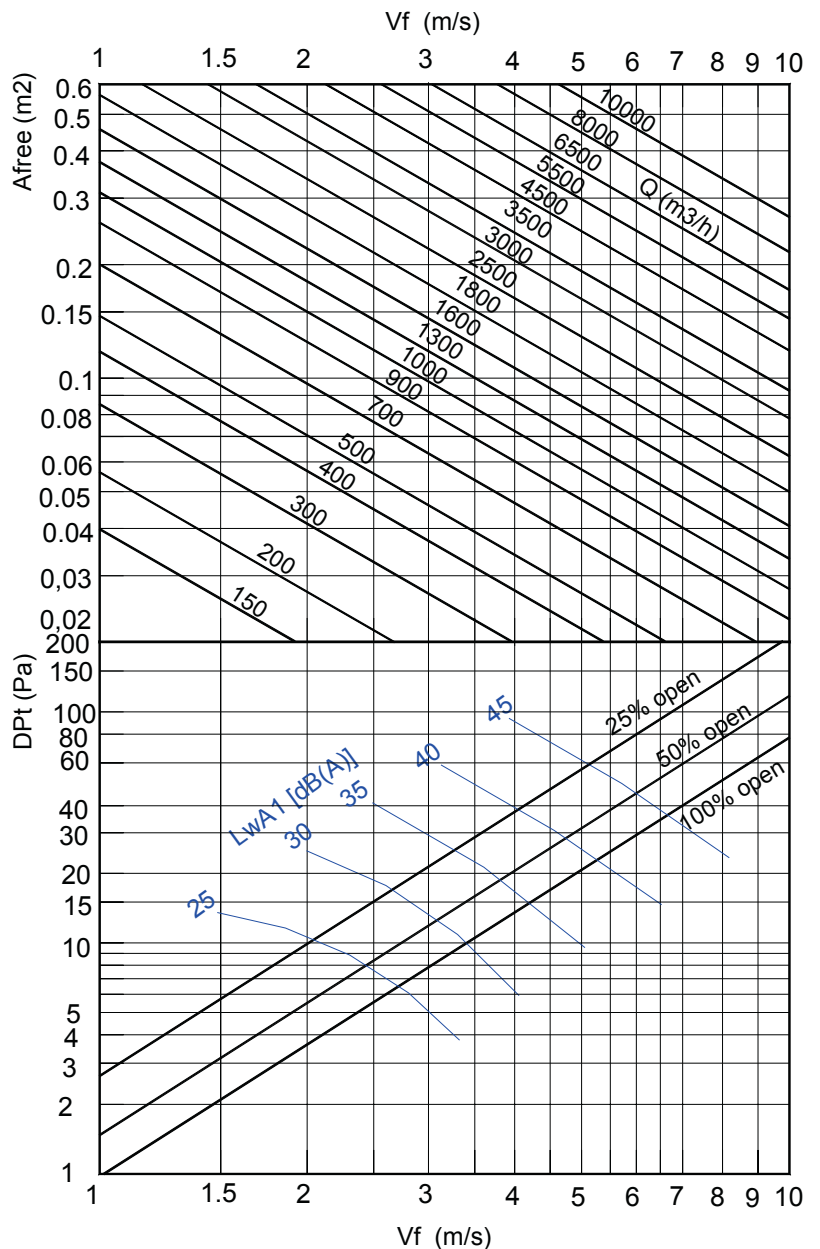
RECOMMENDED VELOCITY.

Vmin m/s	Vmax m/s
2	3.5

Determination of air flow.  
Measuring the Vf in different points  
of the grille, we find the Vfmed.

$$Q \text{ (l/s)} = V_{\text{fmed}} \text{ (m/s)} * A_{\text{free}} \text{ (m}^2\text{)} * 1000$$

$$Q \text{ (m}^3\text{/h)} = V_{\text{fmed}} \text{ (m/s)} * A_{\text{free}} \text{ (m}^2\text{)} * 3600$$

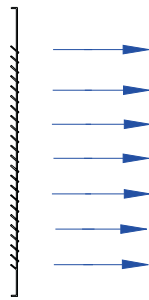




## CRG-SC SERIES

FREE FACE AREA m<sup>2</sup>.

H \ L	100	150	200	250	300	350	400	450	500
100	0,007								
150	0,011	0,017							
200	0,014	0,023	0,029						
250	0,018	0,028	0,038	0,049					
300	0,021	0,033	0,043	0,054	0,065				
400	0,029	0,044	0,058	0,073	0,087	0,102	0,117		
500	0,036	0,055	0,073	0,091	0,109	0,128	0,146	0,164	0,183
600	0,045	0,070	0,095	0,121	0,146	0,171	0,196	0,221	0,246



RECOMMENDED VELOCITY.

Vmin m/s	Vmax m/s
2	3.5

Determination of air flow.  
Measuring the Vf in different points  
of the grille, we find the Vfmed.

$$Q \text{ (l/s)} = V_{\text{fmed}} \text{ (m/s)} * A_{\text{free}} \text{ (m}^2\text{)} * 1000$$

$$Q \text{ (m}^3\text{/h)} = V_{\text{fmed}} \text{ (m/s)} * A_{\text{free}} \text{ (m}^2\text{)} * 3600$$

FREE VELOCITY, PRESSURE LOSS AND SOUND POWER LEVEL.

